

SPECIFICATIONS

Electrical:	
Frequency range	30 – 120 MHz
VSWR	< 2.5:1
Nominal input impedance	50 Ω
Connector	7/16 female
Feed power handling	2 kW
MTBF	50,000 hrs
Gain	6 dBi typical, 3.8 dBi minimum, 7 dBi maximum
E-plane 3 dB beamwidth	61° (110 MHz) - 75° (30 MHz)
H-plane 3 dB beamwidth	100° (110 MHz) – 152° (30 MHz)
Polarisation	Adjustable (vertical and horizontal)
Mechanical:	
Dimensions (l x w)	4100 mm x 3050 mm
Weight	< 46 kg
Material	Aluminium, stainless steel, fibreglass
Mounting method	Bracket onto a mast
Environmental: designed to meet the following specifications	
Temperature (operational)	- 40 °C to +55 °C (no icing)
Wind survival on mast	160 km/h (calculated)

PRODUCT DESCRIPTION:

The high-powered LPDA-A0152 is a directional log-periodic dipole array primarily designed for EW applications. It covers the 30 to 120 MHz frequency range, at 2 kW of power, with up to 7 dBi of gain, or a 100° to 152° H-plane beamwidth. The polarisation is adjustable between vertical and horizontal without lowering the mast. The antenna breaks into three for compact storage, and can be fully erected from packaged by two people in less than 10 minutes.



FEATURES:

- Very compact design
- Low frequency coverage up to 120 MHz in a single antenna
- Low VSWR
- High gain of up to 7 dBi
- High feed power handling of 2 kW
- Easy construction of detachable elements with spring fasteners
- Compact storage as unit is easily broken into smaller parts

APPLICATIONS:

- Wideband monitoring and jamming

High-Power Compact LPDA

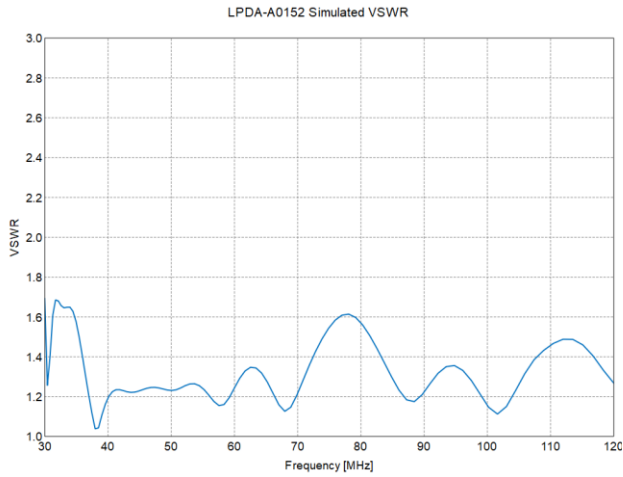
30 – 120 MHz

Product Code: LPDA-A0152

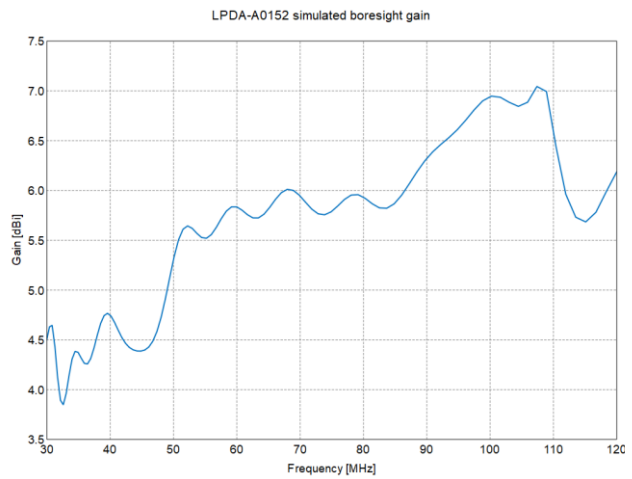
VERSION: 1.2

VSWR AND GAIN GRAPHS:

TYPICAL VSWR:

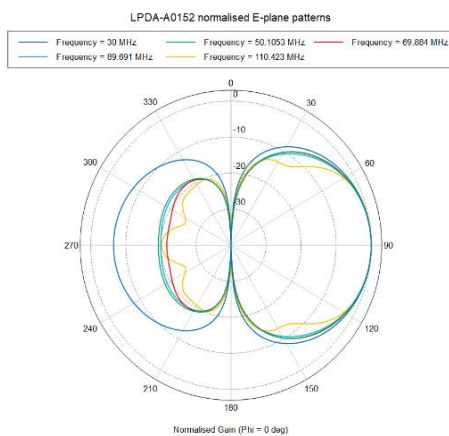


TYPICAL GAIN:



Normalised radiation patterns:

E-plane:



H-plane

